

## HSBC Global Investment Funds

# GLOBAL INVESTMENT GRADE SECURITISED CREDIT BOND

Marketing communication | Monthly report 31 October 2025 | Share class AC



### Investment objective

The Fund aims to provide long term capital growth and income by investing in a portfolio of investment grade securitised credit, while promoting ESG characteristics. The Fund qualifies under Article 8 of SFDR.



### Investment strategy

The Fund is actively managed and is not constrained by a benchmark. In normal market conditions, the Fund will invest at least 90% of its assets in securitised bonds that are rated at least BBB- by a credit rating agency; including asset backed securities, commercial mortgage-backed securities, collateralised loan obligations and residential mortgage-backed securities. The Fund may also invest in other bonds issued by companies, or issued or guaranteed by governments, government related entities and supranational bodies worldwide. The Fund includes the identification and analysis of a company's environmental and social factors and corporate governance practices as an integral part of the investment decision making process. Issuers considered for inclusion within the Fund's portfolio will be subject to excluded activities in accordance with HSBC Asset Management's Responsible Investment Policies, which may change from time to time. The Fund may invest up to 10% in onshore Chinese bonds traded on the China Interbank Bond Market and up to 10% in other funds. The Fund may temporarily invest in cash and money-market instruments issued by governments in developed markets. See the Prospectus for a full description of the investment objectives and derivative usage.



### Main risks

- The Fund's unit value can go up as well as down, and any capital invested in the Fund may be at risk.
- The Fund invests in bonds whose value generally falls when interest rates rise. This risk is typically greater the longer the maturity of a bond investment and the higher its credit quality. The issuers of certain bonds, could become unwilling or unable to make payments on their bonds and default. Bonds that are in default may become hard to sell or worthless.
- The Fund may invest in Emerging Markets, these markets are less established, and often more volatile, than developed markets and involve higher risks, particularly market, liquidity and currency risks.

### Share class details

#### Key metrics

NAV per share	<b>USD 12.31</b>
Performance 1 month	<b>0.32%</b>
Yield to maturity	<b>5.19%</b>

#### Fund facts

UCITS V compliant	<b>Yes</b>
Dividend treatment	<b>Accumulating</b>
Dealing frequency	<b>Daily</b>
Valuation time	<b>17:00 Luxembourg</b>
Share class base currency	<b>USD</b>
Domicile	<b>Luxembourg</b>
Inception date	<b>29 May 2018</b>
Fund size	<b>USD 4,834,371,489</b>
Managers	<b>Andrew John Jackson</b>

#### Fees and expenses

Ongoing charge figure <sup>1</sup>	<b>1.149%</b>
------------------------------------	---------------

#### Codes

ISIN	<b>LU1194161672</b>
Bloomberg ticker	<b>HSGABAC LX</b>

<sup>1</sup>Ongoing Charges Figure is based on expenses over a year. The figure includes annual management charge but not the transaction costs. Such figures may vary from time to time.

Past performance is not an indicator of future returns. The figures are calculated in the share class base currency, dividend reinvested, net of fees.

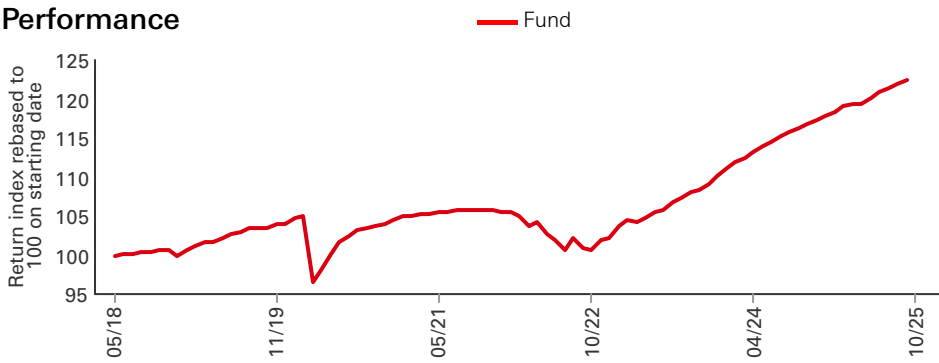
This is a marketing communication. Please refer to the prospectus and to the KID before making any final investment decisions.

For definition of terms, please refer to the Glossary QR code and Prospectus.

Until 23 August 2019 the name of the fund was HSBC Global Investment Funds – Global Asset-Backed Bond

Source: HSBC Asset Management, data as at 31 October 2025

Performance



Performance (%)	YTD	1 month	3 months	6 months	1 year	3 years ann	5 years ann	10 years ann	Since inception ann
AC	4.43	0.32	1.28	3.07	5.25	6.86	3.47	--	2.83

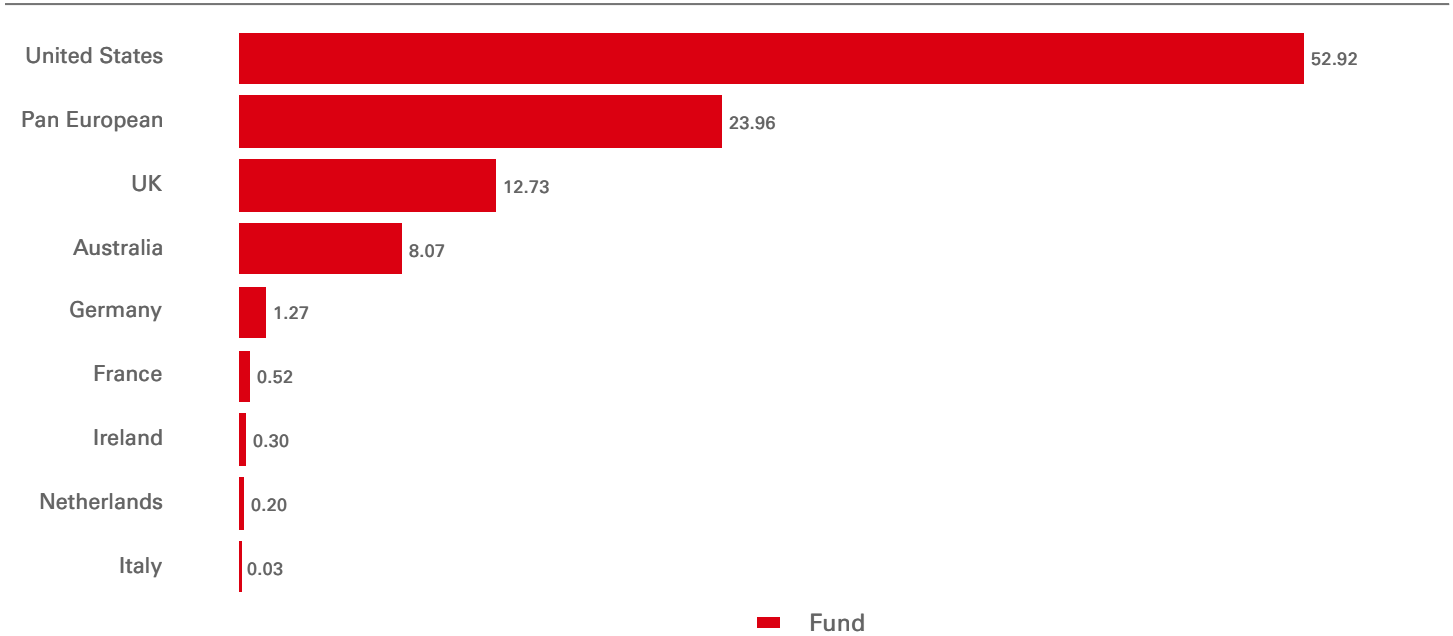
Calendar year performance (%)	2015	2016	2017	2018	2019	2020	2021	2022	2023	2024	2025
AC	--	--	--	--	3.97	0.38	1.18	-3.19	7.67	6.92	

3-Year Risk Measures	AC	Reference Benchmark	5-Year Risk Measures	AC	Reference Benchmark
Volatility	1.04%	--	Volatility	1.98%	--
Sharpe ratio	1.84	--	Sharpe ratio	0.18	--

Fixed Income Characteristics	Fund	Reference Benchmark	Relative
No. of holdings ex cash	497	--	--
Yield to maturity	5.19%	--	--
Spread above SOFR	1.47%	--	--
Floating rate weight	83.84	--	--
Modified duration	0.57	--	--
Spread duration	2.58	--	--
Weighted average life	2.85	--	--
Average Credit Quality	AA	--	--
Portfolio distribution yield	5.21%	--	--

Credit rating (%)	Fund	Reference Benchmark	Relative	Weighted average life (%)	Fund	Reference Benchmark	Relative
AAA	37.57	--	--	0 - 2 years	26.13	--	--
AA	38.36	--	--	2 - 5 years	69.60	--	--
A	21.02	--	--	5 - 10 years	4.27	--	--
Cash	3.05	--	--				

Geographical allocation (%)



Sector allocation (%)	Fund	Reference Benchmark	Relative
CLO	44.75	--	--
RMBS prime	19.68	--	--
CMBS	18.27	--	--
RMBS Rental	5.34	--	--
RMBS non-conforming	4.84	--	--
Whole Business ABS	2.51	--	--
Consumer Loans	0.66	--	--
Student Loan ABS	0.59	--	--
Autos	0.31	--	--
Cash	3.05	--	--


MSCI ESG Score	ESG score	E	S	G
Fund	4.7	6.3	4.8	5.0

The MSCI ESG Key Issue Score is the numerical, weighted average of MSCI's E, S, and G pillar scores. A higher number indicates a more favourable ESG profile in the view of MSCI. The weighted averages of the Key Issue Scores are aggregated and companies' scores are normalized by their industries. After any overrides are factored in, each company's Final Industry-Adjusted Score corresponds to a rating. For more information, see MSCI ESG Ratings Methodology @ <https://www.msci.com/esg-and-climate-methodologies>

## Risk disclosures

- Derivatives may be used by the Fund, and these can behave unexpectedly. The pricing and volatility of many derivatives may diverge from strictly reflecting the pricing or volatility of their underlying reference(s), instrument or asset.
- Investment Leverage occurs when the economic exposure is greater than the amount invested, such as when derivatives are used. A Fund that employs leverage may experience greater gains and/or losses due to the amplification effect from a movement in the price of the reference source.
- Where overseas investments are held the rate of currency exchange may cause the value of such investments to go down as well as up.
- Further information on the potential risks can be found in the Key Information Document (KID) and/or the Prospectus or Offering Memorandum.

Follow us on:



### Glossary



[www.assetmanagement.hsbc.dk/api/v1/download/document/lu0164865239/dk/en/glossary](http://www.assetmanagement.hsbc.dk/api/v1/download/document/lu0164865239/dk/en/glossary)

## Important information

This document is produced and distributed by HSBC Asset Management and is only intended for non-professional investors as defined by MIFID. The information contained herein is subject to change without notice. All non-authorised reproduction or use of this commentary and analysis will be the responsibility of the user and will be likely to lead to legal proceedings.

This information has no contractual value and is not by any means intended as a solicitation, nor an investment advice for the purchase or sale of any financial instrument in any jurisdiction in which such an offer is not lawful.

The commentary and analysis presented in this document reflect the opinion of HSBC Asset Management on the markets, according to the information available to date. They do not constitute any kind of commitment from HSBC Asset Management.

Tax treatment depends on The individual circumstances of each client and may be subject to change in The future.

Capital is not guaranteed. It is important to remember that the value of investments and any income from them can go down as well as up and is not guaranteed.

Please note that the distribution of the product can stop at any time by decision of the management company.

Consequently, HSBC Asset Management will not be held responsible for any investment or disinvestment decision taken on the basis of the commentary and/or analysis in this document.

All data from HSBC Asset Management unless otherwise specified.

Any third party information has been obtained from sources we believe to be reliable, but which we have not independently verified.

Further additional and complete information (including but not limited to) investor rights, costs and charges, please refer to the prospectus.

Term : The management company cannot terminate the Fund unilaterally. The Board of Directors may furthermore decide to liquidate the Fund in certain circumstances set out in the prospectus and articles of incorporation of the Fund.

If necessary, investors can refer to the complaints handling charter available in the banner of our website:

<https://www.assetmanagement.hsbc.se/-/media/files/attachments/common/traitements-reclamation-amfr-eng-2024.pdf>

The fund is a sub-fund of HSBC Global Investment Funds, a Luxembourg domiciled SICAV. UK based investors are advised they may not be afforded some of the protections conveyed by the provisions of the Financial Services and Markets Act (2000), (the Act). The company is recognised in the UK by the Financial Conduct Authority under section 264 of the Act. The shares in the company have not been and will not be offered for sale or sold in the United States of America, its territories or possessions and all areas subject to its jurisdiction, or to United States Persons. All applications are made on the basis of the Prospectus, Key Investor Document (KID), Supplementary Information Document (SID) and most recent annual and semi-annual reports, which can be obtained upon request free of charge from HSBC Global Asset Management (UK) Limited, 8 Canada Square, Canary Wharf, London E14 5HQ UK; the local distributors or from our website (see below). Investors and potential investors should read and note the risk warnings in the Prospectus, KID and additionally, in the case of retail clients, the information contained in the supporting SID.

Further information about the Company including the Prospectus, the most recent annual and semi-annual reports of the Company and the latest share prices, may be obtained free of charge, in English, from the Registrar and Transfer Agent by emailing [amgtransferagency@lu.hsbc.com](mailto:amgtransferagency@lu.hsbc.com), or by visiting [www.global.assetmanagement.hsbc.com](http://www.global.assetmanagement.hsbc.com).

The most recent Prospectus is available in English and German. Key Information Document (PRIIPs KID) are available in the local language where they are registered.

Detailed information for article 8 and 9 sustainable investment products, as categorised under the Sustainable Finance Disclosure Regulation (SFDR), including; description of the environmental or social characteristics or the sustainable investment objective; methodologies used to assess, measure and monitor the environmental or social characteristics and the impact of the selected sustainable investments and; objectives and benchmark information, can be found at: <https://www.assetmanagement.hsbc.co.uk/en/intermediary/investment-expertise/sustainable-investments/sustainable-investment-product-offering>